

New Zealand English Curriculum

Action English 3

Lorraine Davis

Action English 3 revises Level 2 and starts Level 3
of the New Zealand English Curriculum

2nd Edition
Revised 2022

© Sam's Place Trust 2015
© Sigma Publications Ltd. 2015



This book is copyright.

Under the Copyright Act 1994, no part of this publication may be reproduced, stored in a retrieval system, or transmitted, in any form, or by any means, electronic, mechanical, photocopying, recording, or otherwise, without the prior written permission of the publisher or its agent.

Licences for limited reprographic reproductions by educational institutions may be obtained from
Copyright Licensing Limited,
PO Box 331 488, Takapuna, North Shore City 0740
Ph 0800 480 271
email : cll@copyright.co.nz

Proudly printed and bound in New Zealand

Published by Sigma Publications Ltd
Tauranga, New Zealand
email : mail@sigmapublications.co.nz
website : www.sigmapublications.co.nz

**sigma**
PUBLICATIONS

ISBN 978-1-877567-24-7

2 Contents

Introduction

Chapter 1 - Word Classes

Chapter Overview	6
Common Nouns 1	7
Common Nouns 2	8
Proper Nouns 1	9
Proper Nouns 2	10
Collective Nouns 1	11
Collective Nouns 2	12
Adjectives 1	13
Adjectives 2	14
Conjunctions 1	15
Conjunctions 2	16
Verbs 1	17
Verbs 2	18
Word Classes - Test	19-20

Chapter 2 - Punctuation

Chapter Overview	21
Capital Letters and Full Stops 1	22
Capital Letters and Full Stops 2	23
Commas 1	24
Commas 2	25
Apostrophes 1	26
Apostrophes 2	27
Speech Marks 1	28
Speech Marks 2	29
Question Marks 1	30
Question Marks 2	31
Exclamation Marks 1	32
Exclamation Marks 2	33
Punctuation - Test	34-35

Chapter 3 - Language Skills

Chapter Overview	36
Singular 1	37
Singular 2	38
Plurals 1	39
Plurals 2	40
Synonyms 1	41
Synonyms 2	42
Antonyms 1	43
Antonyms 2	44
Similes 1	45
Similes 2	46
Language Skills - Test	47-48

Chapter 4 - Dictionary Skills

Chapter Overview	49
Alphabetical Order	50
Vowels	51
Consonants	52
Headwords	53
Word Meanings	54
Māori Language	55
Other Languages	56
Dictionary Skills - Test	57-58

Chapter 5 - Spelling Skills

Chapter Overview	59
Learning How to Spell	60
Beginning Sounds	61
Ending Sounds	62
Consonant Blends	63
Silent Letters	64
Vowel Pairs	65
Syllables	66
Know One - Know Many	67
Compound Words	68
'Y' Words	69
Māori Words	70
Spelling Skills - Test	71-72

Chapter 6 - Written Language

Chapter Overview	73
Sentences 1	74
Sentences 2	75
Subject and Predicate 1	76
Subject and Predicate 2	77
Paragraphs 1	78
Paragraphs 2	79
Sequencing 1	80
Sequencing 2	81
Proofreading 1	82
Proofreading 2	83
Brainstorming Ideas	84
Sequencing Ideas	85
A Story Plan	86
Writing the Story	87-88
Written Language - Test	89-90

Introduction


Letter to Pupils

This Sigma *Action English* book will help you practise the basic English language skills you need to know as part of the New Zealand English Curriculum. It will make homework easier for you, and I hope you enjoy the activities.




The purpose of homework is to reinforce what you have been taught in class. It also shows you and your teacher what you can do by yourself, and may point out gaps in your understanding that you can get help with.

About the Book

Let me explain some of the things you'll find on the pages of your *Action English 3* workbook.

- ◆ At the top of each page is the page number and the topic the page covers.
- ◆ At the beginning of each chapter is the overview page which show you the *key ideas* covered in the chapter.
- ◆ On most pages you will also find a green instruction box. Information in this box will help you complete the exercises on that page, especially if you can't remember the teacher's instructions.
- ◆ At the top of each page is a  *Feedback Icon*. It looks like this :

The feedback icon is your chance to let your teacher know how you managed the work. Be honest, so you can get some extra help if you need it.

-  Circle the THUMBS-UP icon if you had no problems with the work on that page.
-  Circle the OK icon if you could do most of the work.
-  Circle the THUMBS-DOWN icon if you found the work hard and need more help.

- ◆ At the end of the book we have provided you with a set of answers. These can be easily removed by your teacher or parent if they wish to be involved in the marking of your work.
- ◆ On pages 3 and 4 you will find a *Work Diary*. Fill it in each time you are set work from this book. Be sure to write down the *Due Date* so you are not late. Being on time is an important skill to practise. Get your parent or caregiver to initial the *Finished* column when finished.

Tips for Better Results

- ◆ A dictionary is your best friend. Make sure you have one. Underline any word you don't know, look it up and then make a brief note of its meaning. Doing this will help you expand your vocabulary.
- ◆ If you are not sure about your answer, use a pencil, then check the answers before writing them in pen.
- ◆ Take pride in your work by keeping your *Action English* book neat and tidy. It is easier to learn from a tidy book.

Letter to Parents

You don't have to know all the skills of English to help your child succeed this year. All you have to do is take an interest and help establish a homework routine.

Here are four positive things a parent or caregiver can do to help a student with English homework :

- ◆ Provide a place for your child to work This can range from putting a desk in the bedroom, to shooing younger children out of a room to let the older child do homework in peace and quiet. Background music is okay, but TV is not, as moving pictures are distracting.
- ◆ Provide equipment Make sure your son or daughter has all the equipment needed. A dictionary is essential. Encourage your child to use one every time this book is worked on.
- ◆ Encourage routines Talk about an appropriate homework time with your child. Work around preferred TV shows and sports. Be firm about starting work at the agreed time.
- ◆ Praise and reward When you sight the *Work Diary* page, take the time to view the completed work and praise your child for a job well done.

Lorraine Davis

