

New Zealand English Curriculum

Action English 8

Lorraine Davis

Action English 8 covers work in Level 5
of the New Zealand English Curriculum

2nd Edition
Revised 2022

© Sam's Place Trust 2012
© Sigma Publications Ltd. 2012



This book is copyright.

Under the Copyright Act 1994, no part of this publication may be reproduced, stored in a retrieval system, or transmitted, in any form, or by any means, electronic, mechanical, photocopying, recording, or otherwise, without the prior written permission of the publisher or its agent.

Licences for limited reprographic reproductions by educational institutions may be obtained from
Copyright Licensing Limited,
P.O. Box 33-1488, Takapuna, Auckland 0740
Ph 0800 480 271

This edition edited by :
Lois Wort B.A. Dip. Tch.
Susan Battye M.A, Dip Tch, Dip. Drama in Educ.

Proudly printed and bound in New Zealand

Published by Sigma Publications Ltd
Tauranga, New Zealand
email : mail@sigmapublications.co.nz
website : www.sigmapublications.co.nz

The logo for Sigma Publications, featuring a stylized 'S' inside a circle followed by the word 'sigma' in a bold, lowercase font, with 'PUBLICATIONS' in a smaller, uppercase font below it.

ISBN 978-1-877567-22-3

2 Contents

Introduction

Chapter 1 - Word Classes

Chapter Overview	6
Common Nouns	7
Proper Nouns	8
Abstract Nouns	9
Collective Nouns	10
Pronouns	11
Relative Pronouns	12
Adjectives	13
Comparative Adjectives	14
Superlative Adjectives	15
Verbs	16
Verb Tenses 1	17
Verb Tenses 2	18
Adverbs	19
Prepositions	20
Conjunctions	21
Word Classes - Test	22-23

Chapter 2 - Punctuation

Chapter Overview	24
Commas	25
Apostrophes 1	26
Apostrophes 2	27
Colons	28
Semicolons	29
Quotations Marks	30
Direct Speech 1	31
Direct Speech 2	32
Question Marks	33
Exclamation Marks	34
Parentheses	35
Dashes	36
Hyphens	37
Punctuation - Test	38-39

Chapter 3 - Language Skills

Chapter Overview	40
Synonyms	41
Antonyms	42
Thesaurus	43
Similes	44
Metaphors	45
Alliteration	46
Repetition	47

Chapter 3 - continued

Colloquialisms	48
Proverbs	49
Idioms	50
Clichés	51
Personification	52
Onomatopoeia	53
Homonyms	54
Homophones	55
Jargon	56
Hyperboles	57
Puns	58
Language Skills - Test	59-60

Chapter 4 - Dictionary Skills

Chapter Overview	61
Headwords	62
Pronunciation	63
Syllabification	64
Word Meanings	65
Root Words	66
Prefixes	67
Suffixes	68
Compound Words	69
Word Origins	70
Foreign Phrases	71
Māori Contributions	72
Dictionary Skills - Test	73-74

Chapter 5 - Written Language

Chapter Overview	75
First-Person Writing	76
Third-Person Writing	77
Writing with Dialogue 1	78
Writing with Dialogue 2	79
Scene Establishment	80
Addition to the Scene	81
Development of Story	82
Response to Development	83
Climax of Story	84
Resolution of Story	85
Final Draft of Story	86-87
Writing from Experience 1	88
Writing from Experience 2	89
Imaginative Writing 1	90

Introduction


Letter to Pupils

This Sigma *Action English* book will help you practise the basic English language skills you need to know as part of the New Zealand English Curriculum. It will make homework easier for you, and I hope you enjoy the activities.




The purpose of homework is to reinforce what you have been taught in class. It also shows you and your teacher what you can do by yourself, and may point out gaps in your understanding that you can get help with.

About the Book

Let me explain some of the things you'll find on the pages of your *Action English 8* workbook.

- ◆ At the top of each page is the page number and the topic the page covers.
- ◆ At the beginning of each chapter is the overview page which show you the *key ideas* covered in the chapter.
- ◆ On most pages you will also find a green instruction box. Information in this box will help you complete the exercise on that page, especially if you can't remember the teacher's instructions.
- ◆ At the top of each page is a  *Feedback Icon*. It looks like this :

The feedback icon is your chance to let your teacher know how you managed the work. Be honest, so you can get some extra help if you need it.

-  Circle the THUMBS-UP icon if you had no problems with the work on that page.
-  Circle the OK icon if you could do most of the work.
-  Circle the THUMBS-DOWN icon if you found the work hard and need more help.

- ◆ At the end of the book we have provided you with a set of answers. These can be easily removed by your teacher or parent if they wish to be involved in the marking of your work.
- ◆ On pages 3 and 4 you will find a *Work Diary*. Fill it in each time you are set work from this book. Be sure to write down the *due date* so you are not late. Being on time is an important skill to practise. Get your parent or caregiver to initial the *finished* column when you've completed the work.

Tips for Better Results

- ◆ A dictionary is your best friend. Make sure you have one. Underline any word you don't know, look it up and then make a brief note of its meaning. Doing this will help you expand your vocabulary.
- ◆ If you are not sure about your answer, use a pencil, then check the answers before writing them in pen.
- ◆ Take pride in your work by keeping your *Action English* book neat and tidy. It is easier to learn from a tidy book.

Letter to Parents

You don't have to know all the skills of English to help your child succeed this year. All you have to do is take an interest and help establish a homework routine.

Here are four positive things a parent or caregiver can do to help a student with English homework :

- ◆ Provide a place for your child to work This can range from putting a desk in the bedroom, to shooing younger children out of a room to let the older child do homework in peace and quiet. Background music is okay, but TV is not, as moving pictures are distracting.
- ◆ Provide equipment Make sure your son or daughter has all the equipment needed. A dictionary is essential. Encourage your child to use one every time this book is worked on.
- ◆ Encourage routines Talk about an appropriate homework time with your child. Work around preferred TV shows and sports. Be firm about starting work at the agreed time.
- ◆ Praise and reward When you sight the *Work Diary* page, take the time to view the completed work and praise your child for a job well done.

I wish you well in your studies this year.

Lorraine Davis