

New Zealand English Curriculum

Action English 1


Lorraine Davis

Action English 1 revises Level 1 and starts Level 2
of the New Zealand English Curriculum

2nd Edition

© Sam's Place Trust 2017

© Sigma Publications Ltd. 2017



This book is copyright.

Under the Copyright Act 1994, no part of this publication may be reproduced, stored in a retrieval system, or transmitted, in any form, or by any means, electronic, mechanical, photocopying, recording, or otherwise, without the prior written permission of the publisher or its agent.

Licences for limited reprographic reproductions by educational institutions may be obtained from Copyright Licensing Limited, P.O. Box 33-1488, Takapuna, North Shore City 0740
Ph 0800 480 271
email : cll@copyright.co.nz

Proudly printed and bound in New Zealand

Published by Sigma Publications Ltd
Tauranga, New Zealand
email : mail@sigmapublications.co.nz
website : www.sigmapublications.co.nz

The logo for Sigma Publications, featuring a stylized 'S' inside a circle followed by the word 'sigma' in a bold, lowercase font, with 'PUBLICATIONS' in a smaller, uppercase font below it.

ISBN 978-1-877567-66-7

2 Contents

Introduction

Chapter 1 - Word Classes

Chapter Overview	6
Nouns 1	7
Nouns 2	8
Adjectives 1	9
Adjectives 2	10
Verbs 1	11
Verbs 2	12
Adverbs 1	13
Adverbs 2	14
Preposition 1	15
Preposition 2	16
Word Classes - Test	17-18

Chapter 2 - Punctuation

Chapter Overview	19
Capital Letters 1	20
Capital Letters 2	21
Full Stops 1	22
Full Stops 2	23
Commas 1	24
Commas 2	25
Speech Marks 1	26
Speech Marks 2	27
Question Marks 1	28
Question Marks 2	29
Exclamation Marks 1	30
Exclamation Marks 2	31
Punctuation - Test	32-33

Chapter 3 - Language Skills

Chapter Overview	34
Singular 1	35
Singular 2	36
Plurals 1	37
Plurals 2	38
Synonyms 1	39
Synonyms 2	40
Antonyms 1	41
Antonyms 2	42
Homophones 1	43
Homophones 2	44
Language Skills - Test	45-46

Chapter 4 - Dictionary Skills

Chapter Overview	47
The Alphabet 1	48
The Alphabet 2	49
Vowels 1	50
Vowels 2	51
Consonants 1	52
Consonants 2	53
Headwords 1	54
Headwords 2	55
Word Meanings 1	56
Word Meanings 2	57
Maori Language 1	58
Maori Language 2	59
Dictionary Skills - Test	60-61

Chapter 5 - Spelling Skills

Chapter Overview	62
Learning How to Spell	63
Letter Pairs 1	64
Letter Pairs 2	65
Two Consonants 1	66
Two Consonants 2	67
Silent Letters 1	68
Silent Letters 2	69
Th Words 1	70
Th Words 2	71
-ght Words 1	72
-ght Words 2	73
Busy Y 1	74
Busy Y 2	75
Adding Beginnings 1	76
Adding Beginnings 2	77
Middle Sounds 1	78
Middle Sounds 2	79
Adding Endings 1	80
Adding Endings 2	81
Spell One, Spell Many 1	82
Spell One, Spell Many 2	83
Syllables 1	84
Syllables 2	85
Words Worth Knowing 1 1	86
Words Worth Knowing 2	87

Introduction


Letter to Pupils

This Sigma *Action English* book will help you practise the basic English language skills you need to know as part of the New Zealand English Curriculum. It will make homework easier for you, and I hope you enjoy the activities.




The purpose of homework is to reinforce what you have been taught in class. It also shows you and your teacher what you can do by yourself, and may point out gaps in your understanding that you can get help with.

About the Book

Let me explain some of the things you'll find on the pages of your *Action English 1* workbook.

- ◆ At the top of each page is the page number and the topic the page covers.
- ◆ At the beginning of each chapter is the overview page which show you the *key ideas* covered in the chapter.
- ◆ On most pages you will also find a green instruction box. Information in this box will help you complete the exercise on that page, especially if you can't remember the teacher's instructions.
- ◆ At the top of each page is a  *Feedback Icon*. It looks like this :

The feedback icon is your chance to let your teacher know how you managed the work. Be honest, so you can get some extra help if you need it.

-  Circle the THUMBS-UP icon if you had no problems with the work on that page.
-  Circle the OK icon if you could do most of the work.
-  Circle the THUMBS-DOWN icon if you found the work hard and need more help.

- ◆ At the end of the book we have provided you with a set of answers. These can be easily removed by your teacher or parent if they wish to be involved in the marking of your work.
- ◆ On pages 3 and 4 you will find a *Work Diary*. Fill it in each time you are set work from this book. Be sure to write down the *Due Date* so you are not late. Being on time is an important skill to practise. Get your parent or caregiver to sign the *Completed* column when finished.

Tips for Better Results

- ◆ A dictionary is your best friend. Make sure you have one. Underline any word you don't know, look it up and then make a brief note of its meaning. Doing this will help you expand your vocabulary.
- ◆ If you are not sure about your answer, use a pencil, then check the answers before writing them in pen.
- ◆ Take pride in your work by keeping your *Action English* book neat and tidy. It is easier to learn from a tidy book.

Letter to Parents

You don't have to know all the skills of English to help your child succeed this year. All you have to do is take an interest and help establish a homework routine.

Here are four positive things a parent or caregiver can do to help a student with English homework :

- ◆ Provide a place for your child to work This can range from putting a desk in the bedroom, to shooing younger children out of a room to let the older child do homework in peace and quiet. Background music is okay, but TV is not, as moving pictures are distracting.
- ◆ Provide equipment Make sure your son or daughter has all the equipment needed. A dictionary is essential. Encourage your child to use one every time this book is worked on.
- ◆ Encourage routines Talk about an appropriate homework time with your child. Work around preferred TV shows and sports. Be firm about starting work at the agreed time.
- ◆ Praise and reward When you sight the *Work Diary* page, take the time to view the completed work and praise your child for a job well done.

Lorraine Davis

