

New Zealand English Curriculum

Action English 4

Lorraine Davis

Action English 4 provides complete coverage of Level 3
of the New Zealand English Curriculum

2nd Edition
Revised 2022

© Sam's Place Trust 2014
© Sigma Publications Ltd. 2014



This book is copyright.

Under the Copyright Act 1994, no part of this publication may be reproduced,
stored in a retrieval system, or transmitted, in any form, or by any means,
electronic, mechanical, photocopying, recording, or otherwise,
without the prior written permission of the publisher or its agent.

Licences for limited reprographic reproductions by
educational institutions may be obtained from
Copyright Licensing Limited,
P.O. Box 33-1488, Takapuna, Auckland 0740
Ph 0800 480 271

This edition edited by :
Lois Wort B.A. Dip. Tch.
Susan Battye M.A, Dip Tch, Dip. Drama in Educ.

Proudly printed and bound in New Zealand

Published by Sigma Publications Ltd
Tauranga, New Zealand
email : mail@sigmapublications.co.nz
website : www.sigmapublications.co.nz

**sigma**
PUBLICATIONS

ISBN 978-1-877567-21-6

2 Contents

Introduction

Chapter 1 - Word Classes

Chapter Overview	6
Common Nouns 1	7
Common Nouns 2	8
Proper Nouns 1	9
Proper Nouns 2	10
Collective Nouns 1	11
Collective Nouns 2	12
Pronouns 1	13
Pronouns 2	14
Adjectives 1	15
Adjectives 2	16
Prepositions 1	17
Prepositions 2	18
Conjunctions 1	19
Conjunctions 2	20
Verbs 1	21
Verbs 2	22
Word Classes - Test	23-24

Chapter 2 - Punctuation

Chapter Overview	25
Capital Letters and Full Stops 1	26
Capital Letters and Full Stops 2	27
Commas 1	28
Commas 2	29
Apostrophes 1	30
Apostrophes 2	31
Speech Marks 1	32
Speech Marks 2	33
Question Marks 1	34
Question Marks 2	35
Exclamation Marks 1	36
Exclamation Marks 2	37
Punctuation - Test	38-39

Chapter 3 - Language Skills

Chapter Overview	40
Singular	41
Plural	42
Synonyms	43
Antonyms	44
Gender	45

Chapter 3 - continued

Homonyms	46
Homophones	47
Language Skills - Test	48-49

Chapter 4 - Dictionary Skills

Chapter Overview	50
Alphabetical Order	51
Vowels	52
Consonants	53
Headwords	54
Word Meanings	55
Compound Words	56
Māori Contributions	57
Words From The World	58
Dictionary Skills - Test	59-60

Chapter 5 - Spelling Skills

Chapter Overview	61
Learning How to Spell	62
Consonant Groups	63
Letter Strings	64
Silent Letters	65
Prefixes	66
Suffixes	67
Syllables	68
Know One - Know Many	69
Vowel Pairs	70
Māori Words	71
Spelling Skills - Test	72-73

Chapter 6 - Written Language

Chapter Overview	74
Sentences 1	75
Sentences 2	76
Subject and Predicate	77
Joining Sentences	78
Paragraphs 1	79
Paragraphs 2	80
Sequencing 1	81
Sequencing 2	82
Proofreading	83

Introduction

Chapter 6 - continued

Planning a Story 1 84
 Planning a Story 2 85
 Writing from Experience 1 86
 Writing from Experience 2 87
 Written Language - Test 88-89

Chapter 7 - Reading Skills

Chapter Overview 90
 Personal Reading 91
 Reading Sources 92
 Fiction 93
 Non-Fiction 94
 Characters 95
 Setting 96
 Plot 97
 Cloze Reading 98
 Evaluating a Book 99
 Reading Skills - Test 100-101

Chapter 8 - Comprehension Skills

Chapter Overview 102
 Newspaper Article 103
 Top 10 Lists 104-105
 Online Book Review 106-107
 Textbook Topic 108-109
 Instructions - A Recipe 110-111
 Maps - Hamilton 112-113
 Advertising Flyer 114-115
 Television Programmes 116-117
 Wikipedia Entry 118-119
 Safety Instructions 120-121
 Newspaper Article 122

Chapter 9 - Research Skills

Chapter Overview 123
 Selecting a Topic 124
 Study Questions 125
 Information Sources 126
 Fact or Opinion 127
 Recording Information 128
 Organising Information 129
 Presenting Information 130
 Research Skills - Test 131- 132

Answer Section (removable) A1-A8

due date	page	work required	finished



Introduction


Letter to Pupils

This Sigma *Action English* book will help you practise the basic English language skills you need to know as part of the New Zealand English Curriculum. It will make homework easier for you, and I hope you enjoy the activities.




The purpose of homework is to reinforce what you have been taught in class. It also shows you and your teacher what you can do by yourself, and may point out gaps in your understanding that you can get help with.

About the Book

Let me explain some of the things you'll find on the pages of your *Action English 4* workbook.

- ◆ At the top of each page is the page number and the topic the page covers.
- ◆ At the beginning of each chapter is the overview page which show you the *key ideas* covered in the chapter.
- ◆ On most pages you will also find a green instruction box. Information in this box will help you complete the exercise on that page, especially if you can't remember the teacher's instructions.
- ◆ At the top of each page is a  *Feedback Icon*. It looks like this :

The feedback icon is your chance to let your teacher know how you managed the work. Be honest, so you can get some extra help if you need it.

-  Circle the THUMBS-UP icon if you had no problems with the work on that page.
-  Circle the OK icon if you could do most of the work.
-  Circle the THUMBS-DOWN icon if you found the work hard and need more help.

- ◆ At the end of the book we have provided you with a set of answers. These can be easily removed by your teacher or parent if they wish to be involved in the marking of your work.
- ◆ On pages 3 and 4 you will find a *Work Diary*. Fill it in each time you are set work from this book. Be sure to write down the *Due Date* so you are not late. Being on time is an important skill to practise. Get your parent or caregiver to sign the *Completed* column when finished.

Tips for Better Results

- ◆ A dictionary is your best friend. Make sure you have one. Underline any word you don't know, look it up and then make a brief note of its meaning. Doing this will help you expand your vocabulary.
- ◆ If you are not sure about your answer, use a pencil, then check the answers before writing them in pen.
- ◆ Take pride in your work by keeping your *Action English* book neat and tidy. It is easier to learn from a tidy book.

Letter to Parents

You don't have to know all the skills of English to help your child succeed this year. All you have to do is take an interest and help establish a homework routine.

Here are four positive things a parent or caregiver can do to help a student with English homework :

- ◆ Provide a place for your child to work This can range from putting a desk in the bedroom, to shooing younger children out of a room to let the older child do homework in peace and quiet. Background music is okay, but TV is not, as moving pictures are distracting.
- ◆ Provide equipment Make sure your son or daughter has all the equipment needed. A dictionary is essential. Encourage your child to use one every time this book is worked on.
- ◆ Encourage routines Talk about an appropriate homework time with your child. Work around preferred TV shows and sports. Be firm about starting work at the agreed time.
- ◆ Praise and reward When you sight the *Work Diary* page, take the time to view the completed work and praise your child for a job well done.

Lorraine Davis