

8 Nouns 2



Word Classes

A Names Only

1 Name five things in the room where you are doing this work.


.....

.....

.....

.....

.....



B Five of the Best

1 Name five creatures that live on land in New Zealand.

.....

.....

.....

.....

.....



2 Name five different things in your bathroom.


.....

.....

.....

.....

.....



2 Name five creatures that live in the sea.


.....

.....

.....

.....

.....



C Beach Wordfind

1 Here is a list of nouns. Look for them in the wordfind and circle them.

- beach
- sand
- rocks
- shells
- seas
- waves
- shore
- boats
- mussels
- crabs



B	E	A	C	H	A	M
O	D	A	R	Y	A	U
A	T	W	A	V	E	S
T	T	H	B	E	B	S
S	E	A	S	E	A	E
H	S	H	O	R	E	L
E	A	C	H	O	W	S
L	N	I	T	C	H	M
L	D	A	T	K	E	S
S	I	S	F	S	U	N

2 The letters that have not been used have a secret message for you. Can you work it out?

The secret message is :



A What Do They Mean?

1 Write these in full. One is done for you.

- a) I'm *I am*
- b) I'll
- c) I'd
- d) I've
- e) you'll
- f) you've
- g) you're
- h) isn't
- i) it's

B You'll Do It!

1 Write a sentence for each of the following.


- a) I'm
- b) I'll
- c) I've

C Fishy Pairs

1 On the left are the shortened words. On the right are the longer ways to say each one. Colour each matching pair the same colour. There are six pairs.



2 In these shapes, write some other pairs where the words have both a longer form and a shorter form that uses an apostrophe.



36 Singular 2



A One and Only One

1 Write the singular of each word listed. The boxes show the number of letters needed for the new word.



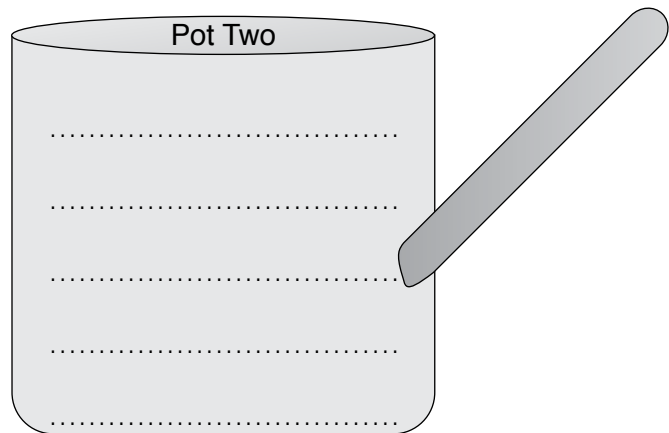
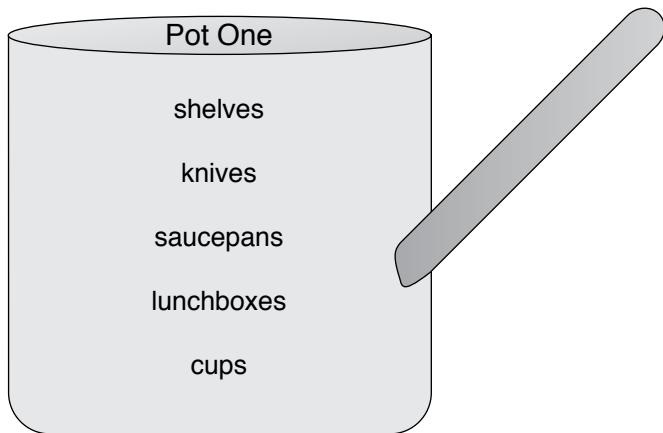
cows							
houses		O					
icecreams							
lollies							
daisies							
rabbits			B				
eggs							
nappies							

2 There is a hidden message in the first column of the answers.

The word is and
the singular of this word is

B Get Cooking

1 For each noun in Pot One, write the singular word in Pot Two.



C Changing to One

1 Copy each sentence and change the plural word to singular.

a) The children sang sweetly.

.....

b) The flies flew into the house.

.....

c) The puppies hid in the bush.

.....

d) The leaves fell to the ground.

.....

e) The mice squeaked loudly.

.....

f) The men worked hard.

.....



A Short and Sweet

1 Write a word for each of these meanings.

a cloth for drying off after a shower

a sound make by blowing through the lips

a toy or game to solve

a tiny stick with a heat that burns

to speak very softly

C Find, Circle, Write

1 Circle the word in the wordfinder that fits the description given. Then write that word beside the description. One is done for you.

a tall narrow building

teaches people

animals live there

used for camping

floats in the sky

a young cat

eaten at midday

goes with fish

comes before Sunday

you sit on one

B More Meaning

1 Choose one of the words from an oval shape that will fit all these meanings. Write that word in the space below.

said
sail
sailor
saint

a piece of canvas fastened to a mast

a trip in a sailing boat

to move across water by wind

to manage a sailing boat



C	L	O	U	D	A	B	C	D	T
E	U	F	G	H	I	J	K	L	O
M	N	O	P	Q	R	S	T	U	W
V	C	W	X	Y	F	Z	C	A	E
B	H	C	T	E	A	C	H	E	R
D	C	E	E	F	R	G	A	H	I
J	H	K	N	L	M	N	I	O	P
K	I	T	T	E	N	Q	R	S	T
U	P	V	W	X	Y	Z	A	B	C
D	S	A	T	U	R	D	A	Y	E

72 Adding a Prefix 1




A prefix is a group of letters that can be added to the beginning of a word to change its meaning.
 Example : *misunderstand*. *Mis* means wrongly, so *misunderstand* means *understand* wrongly.

A The Five Nots

- All the prefixes in the box mean *not*. Add a prefix from the box to each of these words to change it into its opposite.

dis- in- im- non- un-

-sense
-complete
-happy
-advantage
-possible



- Write another word that starts with each of these prefixes. Use a dictionary if you get stuck.

- dis.....
- in.....
- im.....
- non.....
- un.....

B Aim Your Arrows

- Draw an arrow to connect each prefix with its meaning. A dictionary will help.

anti	after
co	together
inter	many
post	too much
over	under
sub	against
multi	between

- Choose two words from the box. Write each word and explain what it means. A dictionary can help.

co-operate antifreeze overload
 post-op interschool subway


-
-

C Choose a Number

- Some prefixes mean a number. They tell you how many things there are. Here are five number prefixes in alphabetical order. Use these to begin your answers to these clues.

bi quad quin tri uni

- a) an imaginary horse with one horn
- b) a two-wheeler you ride on
- c) a shape with three sides
- d) one of four babies born together
- e) a band with five players





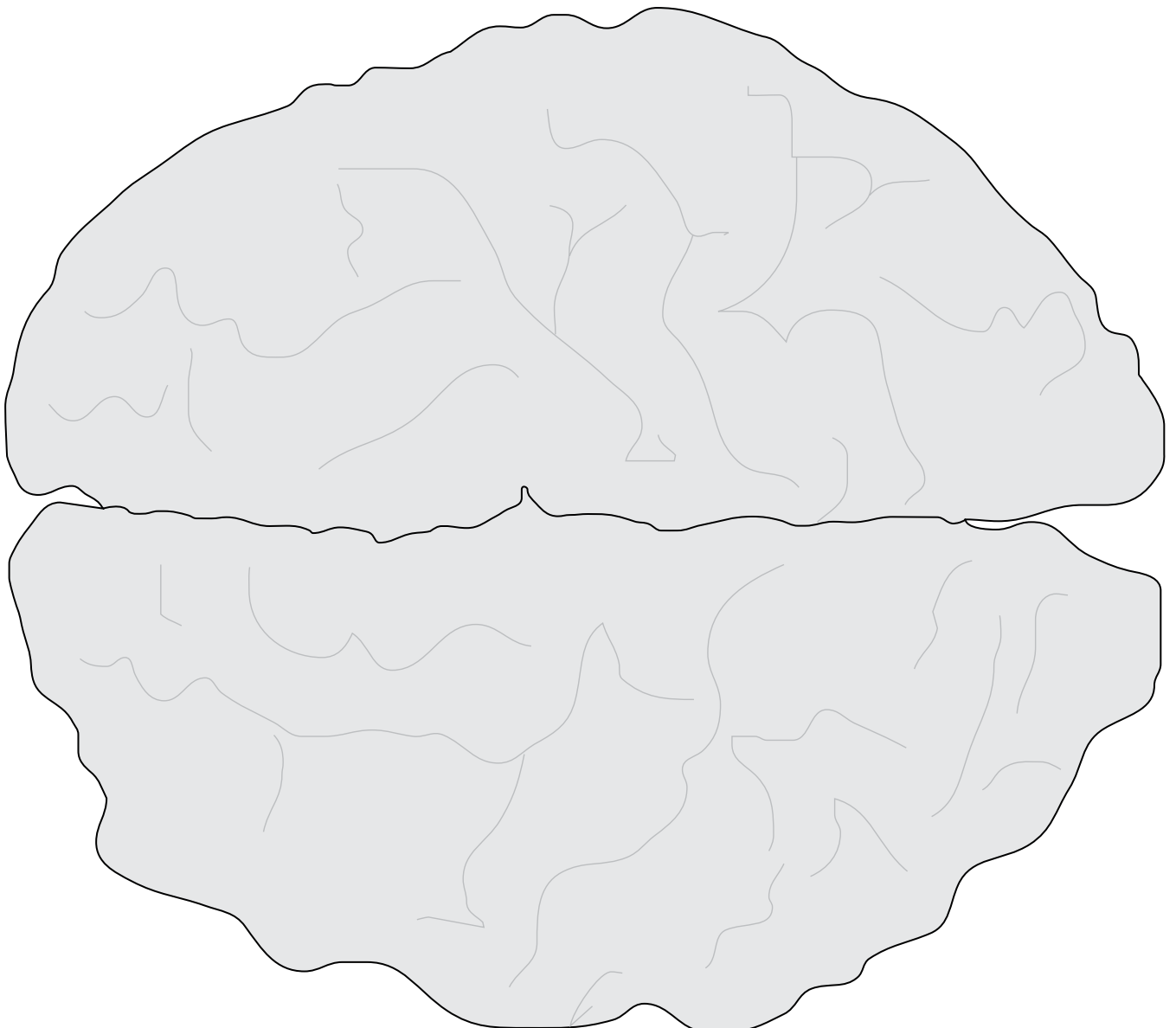
A good way to begin writing a story is to brainstorm ideas. **Brainstorming** means to write down all the ideas that pop into your head when you think about something. It may be a one word idea or a short sentence. Think of all the things you *saw, touched, tasted, heard* or *felt* at the time it happened. Closing your eyes while you think can help you 'see' what happened. It is like playing a movie in your head. The more ideas you write down, the better. You may not use all the ideas you write down but you can choose the best ones for your story.

A Brainbusting

- 1 Write some sentences about a fun thing you have done. Choose something that you have really enjoyed and write your choice in this shape :

I have chosen to write about the time I

- 2 "Bust your brain" about what you did, what you saw and heard, and write all your ideas in this brain shape. Then circle seven of the best ideas you would use if you were to write a story.





Comprehension Skills

A Dictionary Time

1 When reading a scientific story you must sometimes use your dictionary to understand a few of the new words you may find in the text. Find the meanings of these words from this website.

- a) solar system means
- b) scientist means
- c) orbiting means
- d) billion means
- e) blockbuster means
- f) microscopic means

B Exploring Comets

1 Read the website article on comets on page 118, then answer these questions with short answers and facts.

- a) What are comets made of?
- b) Name the two places comets come from?
- c) How come some comets leave these places?
- d) What happens when a comet enters the warmer Inner Solar System?

C In Your Own Words

- 1 Why is travelling through the Solar System the most glorious part of a comet's life?
- 2 Why don't we have to be afraid of comets hitting the earth?



Selecting a research topic can be harder than you think. The best way is to write down some things you are interested in and then choose one from that list. It is a good idea to choose a topic that you know will have lots of information that is easy to find. Remember that maps, pictures and drawings are also good ways to show facts and they can help to make your work interesting to look at.

An easy way to begin is to follow the 3 steps on this page. If your teacher gives you a topic, start at Step 2.

A Step 1 : What Interest You?

Do not choose a topic that is too big and has too much information.

Example : 'New Zealand Birds'.
This topic is too large - there are too many birds!

Narrow your topic by choosing one bird.
Example : The Kereru (Wood Pigeon)

1 List five topics you think would be interesting to find out more about.

.....

.....

.....

.....

.....

B Step 2 : Narrow it Down

Narrow your list down to one topic that you think will have three or four sources like these :

- encyclopedias, books
- internet, newspapers, magazines
- pictures, maps or your own drawings
- interviewing people

1 From the list in Step 1, write down the topic you would most like to investigate.

.....

2 Write three sources you could find information.

.....

.....

.....



C Step 3 : Brainstorming Your Topic

1 Because you are interested in what you have chosen in Step 2, you probably know something about it already. In the shape on the left write everything you already know about the topic you have chosen. In the shape on the right, write down what you want to find out about your topic.

My Topic :

What I Already Know	What I Want to Find Out