

# 8 Common Nouns 2



## Word Classes

### A Favourite Food

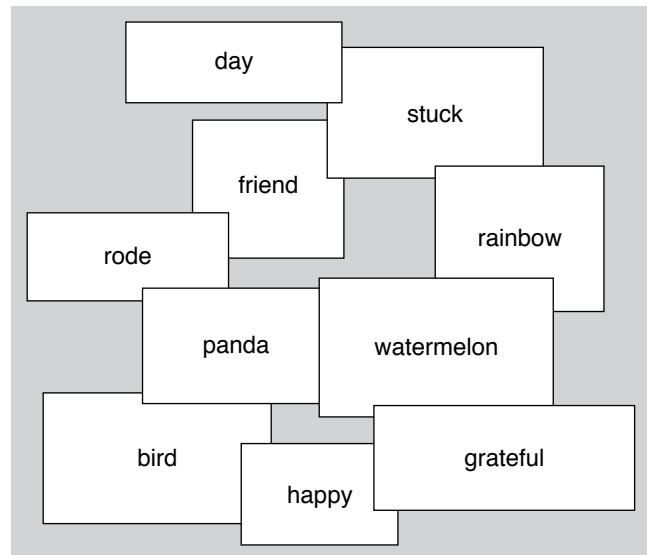
1 Choose a noun from the box to finish each sentence.

lemons	chocolate	hamburgers
bread		ice cream

- In hot weather an ..... is cool to eat.
- Fresh ..... and honey is my favourite snack.
- Dark ..... is healthier than white.
- ..... are sharp-tasting fruit.
- Meat, cheese, tomato, lettuce and buns are used to make .....

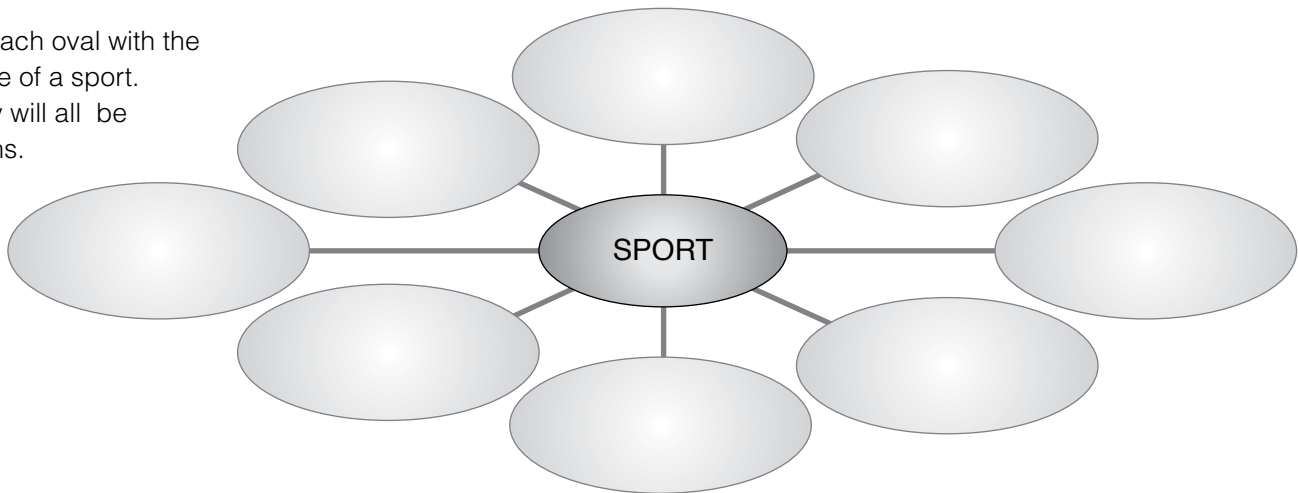
### B Colour the Shapes

1 Colour in the six shapes that contain common nouns.



### C Sports Oval

1 Fill each oval with the name of a sport. They will all be nouns.



### D Spring Flowers

1 Complete the puzzle to find the name of this spring flower

Fill in the answers and the name of the flower will appear in the white column.

All the words you need to find are common nouns.

One is done for you.

This spring flower is a . . .

.....



a grown person

a fruit

a sea creature

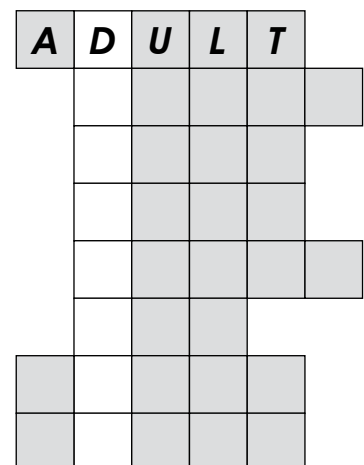
we eat this

where fish swim

opposite of night

opposite of dark

unable to see





**A Kiwi and Kea**

1 Write a question based on the information given about each of these native birds.



a) The kiwi lays one large egg.

**How many eggs does the kiwi lay?**

b) The kiwi uses its sharp claws to protect itself.



a) The kea lives only in the Southern Alps.

b) A kea may live almost twenty years.

**B Question and Answer**

1 Write a question for each of these answers.

a) Question : .....

Answer : *I am going on holiday on Monday.*

b) .....

Answer : *I am taking this bag.*

c) .....

Answer : *It is heavy, but I can lift it.*

d) .....

Answer : *Yes, my aunt and uncle will meet my bus.*

**C Zany Zebra**

1 Add a question mark or full stop to these sentences.



a) Can you see a zebra

b) Yes I can

c) Where are they from

d) Africa, I think

e) That's a hot country

f) Parts of it are

g) Have you been there

h) No, not yet

i) Do you know what a zebra is sometimes called

j) No. What is it called

k) A horse in striped pyjamas

# 38 Singular 2



## A One Alone

- 1 Write the singular for each of the following.
- a) boxes .....
  - b) glasses .....
  - c) cities .....
  - d) ladies .....
  - e) loaves .....
  - f) leaves .....
  - g) children .....
  - h) sticks .....
  - i) matches .....
  - j) brushes .....

## B Word Game

1 Write the singular of each word in the boxes.

pianos

oranges

torches

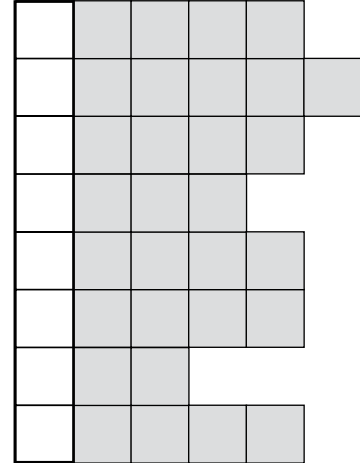
armies

thieves

oceans

elves

shelves



The answers spell out a word in the white column.

The word is ..... which is the plural of .....

## C Change About

1 Copy each sentence but change the plural words to singular words. Other words may need changing too.

a) The kete held some wriggling eels.

.....

b) The dishes fell to the floor.

.....

c) The wolves howled at the moon.

.....

d) There were some worms in the apples.

.....

e) Our ducks quacked to be fed.

.....



## D From Many to One

1 Write the singular of each of the following on the line beneath.

- a) fingers .....
- b) pies .....
- c) geese .....
- d) tyres .....



Maori language is an official language of New Zealand and is woven into daily use in this country through common words (e.g. *kia ora*, *whānau*, *ka pai*), place names (e.g. *Taranaki*, *Aotearoa*) and songs (e.g. *Po Kare Kare Ana*).

Correct pronunciation of the vowels is essential. A sounds as it does in car E as in air I as in Sea O as in floor U as in Sue

**A E Rua Nga Kupa**

1 Draw an arrow between the Maori word and its English meaning. One is done for you.

pataka	→	earth oven
hangi		sweet potato
kete		storehouse
kumara		boat
waka		meeting place
marae		basket


2 Write four different Maori words and their meanings.

- a) .....  
means .....
- b) .....  
means .....
- c) .....  
means .....
- d) .....  
means .....

**B More Than One Meaning**

1 Write beside each name whether it is a fish, bird, shellfish, insect or animal. One is done for you.

- a) kiwi .....
- b) kuri .....
- c) kahawai .....
- d) pihareinga ***insect*** .....
- e) kiore .....
- f) toheroa .....
- g) weka .....
- h) weta .....
- i) paua .....
- j) tarakihi .....



**C Name Match-up**

1 Draw an arrow between the Maori name and its English version. Try saying them out loud to help you. The first one is done to help you.

Pita	Ani	Catherine
	Makareta	George
Hone	→	John
Hori	Irahapeti	William
	Wiremu	Elizabeth
Meri	Tamati	Peter
	Katarina	Margaret
		Anne
		Thomas
		Mary

# 62 Ending Sounds



## Spelling Skills

Ending sounds are sounds made by the letter or letters at the end of a word. Many words have the same endings.

Examples : *quickly* and *slowly* end in *...ly*. The *...ly* means *in this way*, i.e. *in a quick way*, *in a slow way*  
*tropical* and *tidal* end in *...al*. The *...al* turns *tropic* and *tide* into *describing words*.

### A Two Endings

1 Make two different words by putting different ending sounds on these beginnings. One is done for you.

sa	..... <b>saf</b> .....	..... <b>sack</b> .....
pi	.....	.....
ca	.....	.....
ru	.....	.....
fo	.....	.....
we	.....	.....
li	.....	.....
to	.....	.....
bu	.....	.....
pe	.....	.....

### B Same Endings

1 Write two words that use each of these endings. One is done for you.

...ed	..... <b>noted</b> .....	..... <b>decided</b> .....
...ing	.....	.....
...le	.....	.....
...ful	.....	.....
...tion	.....	.....
...ary	.....	.....
...our	.....	.....

### C Your Top Ten

1 Add some beginnings to these endings to make new words. Two of each are done. Can you make ten?

..... <b>...ess</b> .....	..... <b>...y</b> .....	..... <b>...ise</b> .....
..... <b>princess</b> .....	..... <b>chirpy</b> .....	..... <b>modernise</b> .....
..... <b>lioness</b> .....	..... <b>cheeky</b> .....	..... <b>apologise</b> .....
.....	.....	.....
.....	.....	.....
.....	.....	.....
.....	.....	.....
.....	.....	.....
.....	.....	.....
.....	.....	.....
.....	.....	.....
.....	.....	.....
.....	.....	.....
.....	.....	.....
.....	.....	.....



## Written Language

To **sequence** your ideas, put them in the order they happened. What happened first, then second and so on. Sequencing builds the 'bones' (framework) of your story. If you were to write about your pet, using your brainstorming ideas, you might decide to write about going to the SPCA to choose a kitten, or you might decide to write about your pet doing something funny. Once you have decided what to write about, put the ideas in order from the beginning to the end of what happened.

Example : *Sequence the ideas for a story about Max the cat.*  
(You do not need to use all your brainstorming ideas.)

1	Family go to SPCA for a pet.
2	Decide on a kitten. Very excited.
3	Spoke to people at SPCA.
4	Looked at many kittens.
5	Kitten crouched in corner.
6	Grey and black with striped tail.
7	Picked up. Purred loudly.
8	Was just the one we wanted.
9	Bought him a red bell collar.
10	Named him Max. He's ours!



### **A** Step 2 - Sequencing Ideas

- Using your brainstorming ideas on Page 84, decide on a sequence of ideas that will build a story that people will enjoy reading.

1	.....
2	.....
3	.....
4	.....
5	.....
6	.....
7	.....
8	.....
9	.....
10	.....




### Writing Hint

It is best to focus on one event and write about that in detail. To do this, it is a clever idea to close your eyes and run a 'movie' through your head about what happened. What did you hear at that time, what smells were there, what did you taste and what did you feel when it happened? Most important of all, what did you see? Was there colour, movement, light or dark? Were there small important things or large, frightening, powerful things that can help make your story interesting to read?





A news article is a piece of writing included with others on a web news-site or in newspaper or magazine. Articles can cover many topics such as local and world news, sports, gardening, business and articles about interesting things. This one is from [www.stuff.co.nz](http://www.stuff.co.nz).



# Stinky stalk is a star attraction

A lily which smells like a dead hedgehog is a big attraction for the Wellington Botanic Garden's Spring Festival.

The Begonia House devil's tongue lily, or **amorphophallus**, has been described by Botanic Garden staff as "sinister-looking" and is getting ready to flower this weekend just in time for the start of the Spring Festival.

The velvety black-maroon lily looks beautiful but smells of "essence of dead hedgehog" Botanic Garden staff say.

The lily comes from South-east Asia, though one variety grows in Australia.

Every year in late spring it pushes up a single, spotted leaf stem. The leaf, nearly as wide as it is tall, then dies off in autumn.

The flower spike can come up at any time, but not while there's a leaf.

It takes a few days to open fully and the rotting meat smell attracts flies for pollination.

"We estimate it will be flowering this weekend and by Tulip Sunday the smell is likely to be at its worst." She said the lily grows well indoors but takes around seven years to flower. "Then, when it does, you'll wish it hadn't because you'll have to move out or put the lily in a shed to get away from the stink."



## stuff nation headlines

- Reader tributes for Graham Brazier
- Tackle human traffickers over refugee crisis
- Share your incredible commuting photos
- How can business do more?
- Why the New Zealand flag will stay for now
- Cooking up a feast of happiness
- 'Cyclists, don't fuel the haters'
- X factor over ability for All Blacks' RWC squad
- Weather photo of the week: Fabulous rainbow
- Pet of the day: Ebony the cattle cat
- A vision for 'Takeoff: The Jarryd Hayne movie'
- Top 5 readers comments on 'things Americans should know when visiting NZ'
- John Key as a fellow parent, please help more refugee families
- Asthma 'will never stop me'

CONTRIBUTE  
SEND US YOUR STORIES



## A Stinky Stalk

1 Read the online news article about this strange lily. Give short answers to the following questions.

- a) Where did this lily come from? .....
- b) How long could it take for this lily to flower? .....
- c) What names are given to this lily? .....
- d) What does this lily smell like? .....
- e) What colour is it? .....
- f) Flies are attracted by the awful smell. What do they do for the plant? .....
- g) What is another coming attraction at the Botanic Gardens? .....
- h) Under the 'Stuff Nation Headlines', who is pet of the day? .....





It is important to choose a **topic** that you are interested in. If your teacher asks you to choose the research topic, you may find this is harder than you think. You should try to select a topic that has plenty of information available, or it will be hard for you to complete it.

A good method is to think of topics you're interested in, then narrow the choices down to one which has sources of information that are easy to find and use.

Researching is a little like being a detective : finding clues, recording what you have found, putting it all together and coming up with a result. Knowing how to conduct research properly will help you in many school subjects.

**A What Interests Me?**

**Step 1 : What interests me?**

Sometimes it is difficult to choose a topic to research. Here is an easy way to go about it. Just follow the steps on this page.

1 List five topics you think would be interesting to find out more about.

- a) .....
- b) .....
- c) .....
- d) .....
- e) .....

It is important not to choose a topic that is too large and therefore has too much to cover. Narrow your choices down.

Example : *Topic selected : 'Famous People'*

This topic is too large - there are so many famous people!  
Narrow your topic by choosing only **one** famous person  
e.g. *Keisha Castle-Hughes*

**B Narrow it Down**

**Step 2 : Narrow it down.**

The next step is to narrow the list down to one topic that has sources like this :

- up-to-date and reliable
- different kinds, e.g. books, people, internet
- illustrated e.g. pictures, maps or charts
- created for your age-level

1 Write the name of the topic you think you would find the most interesting from the list in exercise **A**.

.....

2 Name four sources of information you could use for this topic.

- a) .....
- b) .....
- c) .....
- d) .....

**C Brainstorm Your Topic**

1 If you are interested in something, chances are you already know something about it. In the shape below, write down everything you already know about your selected topic on one side and what you want to find out on the other side. This is a *brainstorming* session.

What I Already Know

What I Want to Find Out

-----  
(your selected topic)